



BLEND BOX

Put in on tap. Draw attention. Automate the drink making process. Reduce preparation and service time for popular beverages.

Ensure accuracy on every pour. Prevent under/overpours by staff. Pour more drinks. Decrease customer wait times.

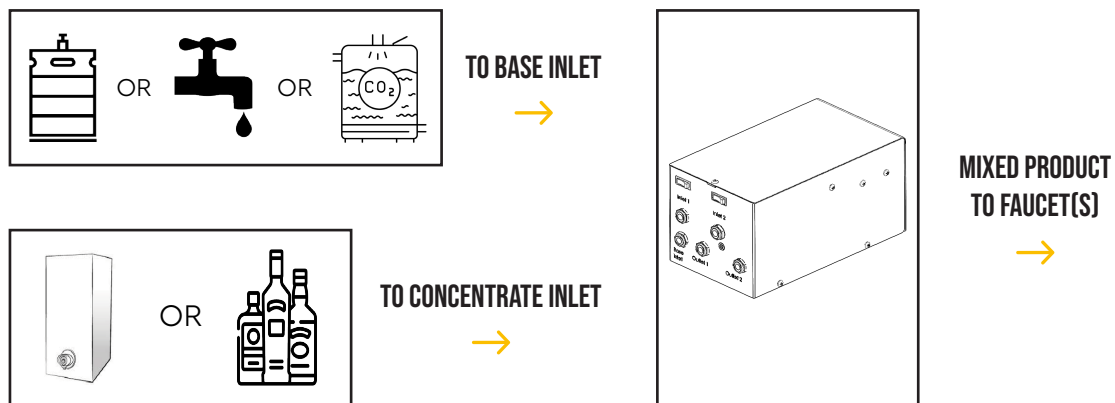
Eliminate human error. Decrease employee fatigue. No measuring, pre-batching or shaking. Mix two liquids in-line, consistently.

FOOD FOR THOUGHT

BASE	MIXER
<p>Soda Water Hard Seltzer Water Margarita Beer</p>	<p>Vodka Fruit Flavors Rum, Whiskey, Vodka, Gin Coffee, Tea, Lemonade, Juice Tequila Flavor Extracts</p>

HOW IT WORKS:

- Mixes a base liquid (such as water, soda water, hard seltzer, etc.) with flavors and/or spirits of your choice - in-line, on-demand. Available in two-product configuration only. Compatible with existing short or long-draw draft beer/beverage systems.
- Concentrate Inlet ports can be supplied with bag-in-boxes or any other non-pressurized container. Base Inlet port can be supplied with a pressurized water/soda line or a sanitary, pressure-rated container such as a corny keg.
- On long draw applications, sensor FOBS are available/recommended to shut the line/faucet down when the respective supply is empty, preventing out-of-spec product from ever making its way to the faucet while also eliminating waste and reducing down time.



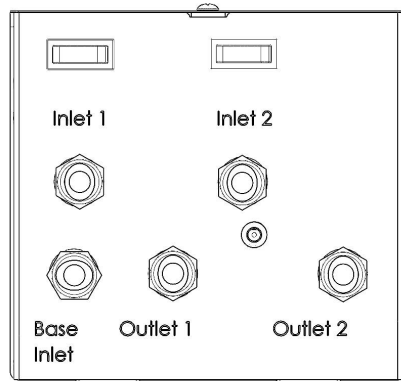

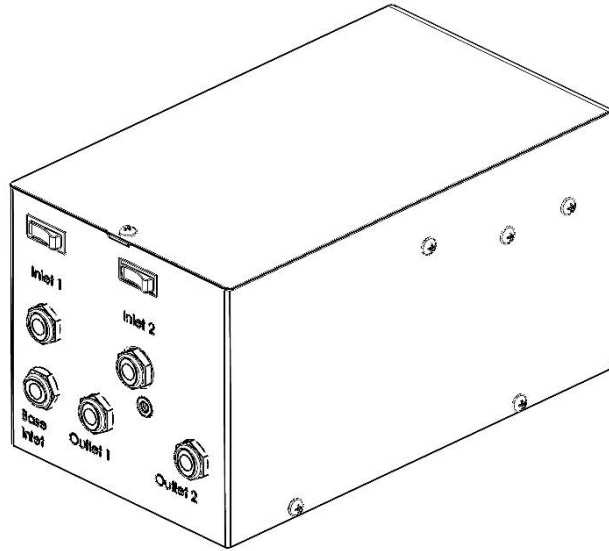
KEG/PRESSURIZED CONTAINER SOLUTION ONLY: Save space in the cooler. Serve up to two flavors per Blend Box. Daisy chain base inlets to allow unlimited flavors per keg.

Example: Three 2-product Blend Boxes are installed in a 36"-wide under counter fridge to serve six variations of hard seltzer. All three blend boxes can be supplied with the same keg, allowing for six different products to be served from a small footprint.

FAQ:

- 1.** I want to put hard seltzer on tap, where do I get kegs of seltzer and Bag-in-Box flavors? Contact us for help sourcing hard seltzer and/or flavors.
- 2.** I want to make my own flavors and/or base liquid. Is that an option? Yes! Use optional corny keg to supply the base inlet port with your liquid of choice. Use optional, refillable bag-in-boxes to supply the concentrate inlet ports with your liquid(s) of choice. Contact AC Beverage, Inc. to source corny kegs, refillable bags, and other installation peripherals (800-925-3818).

*The system is not compatible with dairy products. If you are unsure about liquid or chemical compatibility, please contact AC Beverage.



BLEND BOX (BB-2) DATA SHEET

Electrical	115V/60Hz/1PH NEMA 5-15P
Power Consumption	1.9 amps
Dimensions	12.5" L x 7" W x 6.5" D
Weight	15lbs
Max Base Inlet Pressure	30 psi
Operating Pressure Range	10 psi - 30 psi
Inlet Connections	(3) 3/8" OD Female Push-to-Connect
Outlet Connection	(2) 3/8" OD Female Push-to-Connect
Inlet Concentration Range	2:1 - 20:1